



mcompass® CLINICAL GUIDELINE TOOL

This document is designed to provide a generalized basis for reviewing mcompass® anorectal manometry results. This is intended as supplement to, but not a replacement for, appropriate medical training, experience, and levels of professional responsibility. Each case is unique, and your determinations must be based on individual evaluation and patient experiences.

Contents

Page 1	mcompass® Diagnostic Anorectal Manometry
Page 13	Table of Reference Normal Values
Page 14	mcompass® Biofeedback Therapy / Pelvic Floor Retraining Guide

mcompass® DIAGNOSTIC ANORECTAL MANOMETRY

mcompass® Performs 6 Diagnostic Tests:

- Resting
- Squeeze
- Expel Empty
- Expel Full
- Sensation
- Exhale (Cough)

Test	Purpose / Clinical Value
• Resting	Assess baseline sphincter pressure, which predominantly reflects internal anal sphincter (IAS) function.
• Squeeze	Assess the strength of the external anal sphincter (EAS) during voluntary squeeze.
• Expel Empty	Assess the rectal and anal sphincter pressure changes during an attempted defecation and their coordination with abdominal muscle contraction.
• Expel Full	Assess the rectal and anal sphincter pressure changes during an attempted defecation and their coordination with abdominal muscle contraction, after IAS relaxation resulting from RAIR (recto anal inhibitory reflex).
• Sensation	Assess sensory thresholds in response to rectal balloon distension. Graphical representations for RAIR are evident during this test.
• Exhale (Cough)	Determine the integrity of the local reflex arc responsible for maintaining continence during an abrupt increase of intra-abdominal pressure.

mcompass® DIAGNOSTIC ANORECTAL MANOMETRY

RESTING TEST

Clinical Significance

The IAS provides 80% of the resting anal sphincter pressure.

Considerations

- Are all four quadrants of the anal canal (Posterior, Left, Anterior, and Right) responding similarly?
 - Is the anal mean pressure lower than normal?
- A low resting anal sphincter pressure may indicate weakness or disruption of the IAS. This may result in Incontinence.

Report Reference

Summary:			
Resting			Expel Empty
Anal mean (mmHg)	11	Rectal Pressure (Gradient) (mmHg)	55
Anal max (mmHg)	14	Anal Pressure (Gradient) (mmHg)	29
Squeeze		Anorectal Gradient (mmHg)	26
Anal mean (mmHg)	121	Expel Full	
Anal max (mmHg)	145	Rectal Pressure (Gradient) (mmHg)	47
Squeeze Duration (sec)	20	Anal Pressure (Gradient) (mmHg)	27
Sensation		Anorectal Gradient (mmHg)	20
Rectal Capacity (cc)	110	Exhale	
RAIR (%)	absent	Anal mean (mmHg)	36
RB Volume at RAIR Threshold (cc)	absent	Anal max (mmHg)	79

Reference Normal Values

Test		Male	Female < 50 years	Female ≥ 50 Years
Resting	Anal	64 – 88 mmHg	58 – 90 mmHg	44 – 59 mmHg

Relevant mcompass® Biofeedback Therapy Exercise

STRENGTH EXERCISE

This exercise is to help the patient increase pelvic floor strength and duration of squeeze in the anal sphincter.

mcompass® DIAGNOSTIC ANORECTAL MANOMETRY

SQUEEZE TEST

Clinical Significance

This test assesses the strength of the EAS during voluntary squeeze.

The contraction of the EAS is usually associated with contraction of the puborectalis.

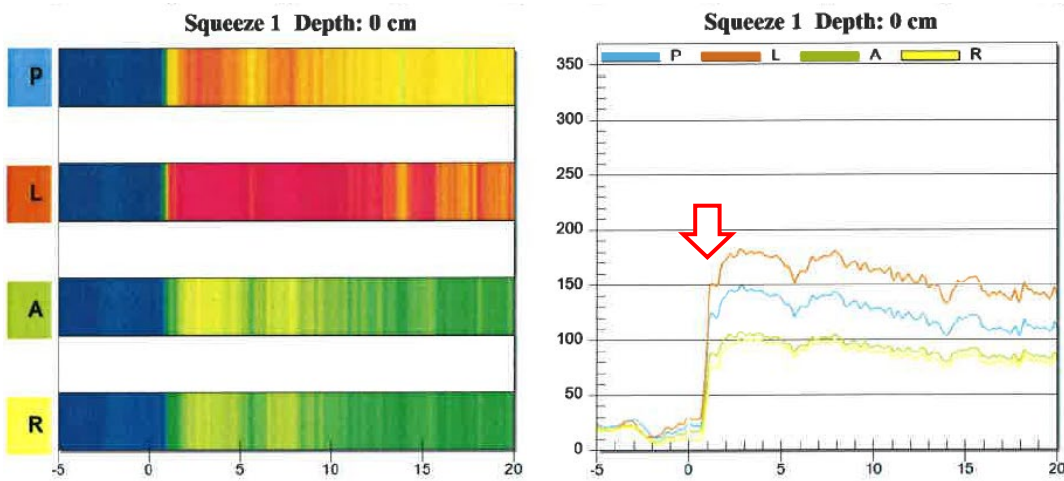
Squeeze Duration is the time interval in seconds during which the patient can maintain a squeeze pressure at or above 50% of the maximum squeeze pressure.

Considerations

- Are all four quadrants of the anal canal (Posterior, Left, Anterior, and Right) responding similarly?
 - Is the anal mean pressure lower than normal?
 - Are there consistent anal pressure increases across the three different squeeze and holds?
 - How long can the patient maintain their pressure increase?
- A low anal squeeze pressure and/or short squeeze duration may indicate weakness or disruption of the EAS. This may result in Incontinence.

Report References

Summary:			
Resting			
Anal mean (mmHg)	11	Expel Empty	
Anal max (mmHg)	14	Rectal Pressure (Gradient) (mmHg)	55
Squeeze		Anal Pressure (Gradient) (mmHg)	29
Anal mean (mmHg)	121	Anorectal Gradient (mmHg)	26
Anal max (mmHg)	145	Expel Full	
Squeeze Duration (sec)	20	Rectal Pressure (Gradient) (mmHg)	47
Sensation		Anal Pressure (Gradient) (mmHg)	27
Rectal Capacity (cc)	110	Anorectal Gradient (mmHg)	20
RAIR (%)	See graph	Exhale	
RB Volume at RAIR Threshold (cc)	See graph	Anal mean (mmHg)	36
		Anal max (mmHg)	79



The squeeze pressure profile is biphasic with an initial sharp rise (maximum sphincter pressure) followed by a drop and a sustained pressure. The latter is important to maintaining continence.

Reference Normal Values

Test		Male	Female < 50 years	Female ≥ 50 Years
Squeeze	Anal	174 mmHg & Higher	123 mmHg & Higher	99 mmHg & Higher

Relevant mcompass® Biofeedback Therapy Exercise

STRENGTH EXERCISE

This exercise is to help the patient increase pelvic floor strength and duration of squeeze in the anal sphincter.

mcompass® DIAGNOSTIC ANORECTAL MANOMETRY

EXPEL EMPTY TEST

Clinical Significance

This test assesses the rectal and anal sphincter pressure changes during an attempted defecation and their coordination with abdominal muscle contraction. The contraction of the EAS is usually associated with contraction of the puborectalis.

When performed with the rectal balloon empty, the IAS will not have the benefit of RAIR to induce relaxation, although the patient should be able to relax the EAS.

Considerations

- Is there an increase in rectal pressure and a coordinated decrease in anal sphincter pressure?
- The inability to perform this coordinated maneuver may lead to functional obstruction to the passage of stool and is termed *dyssynergic defecation*. This may result in Constipation.

Report References

Summary:

Resting

Anal mean (mmHg) 11
Anal max (mmHg) 14

Squeeze

Anal mean (mmHg) 121
Anal max (mmHg) 145
Squeeze Duration (sec) 20

Sensation

Rectal Capacity (cc) 110
RAIR (%) See graph
RB Volume at RAIR Threshold (cc) See graph

Expel Empty

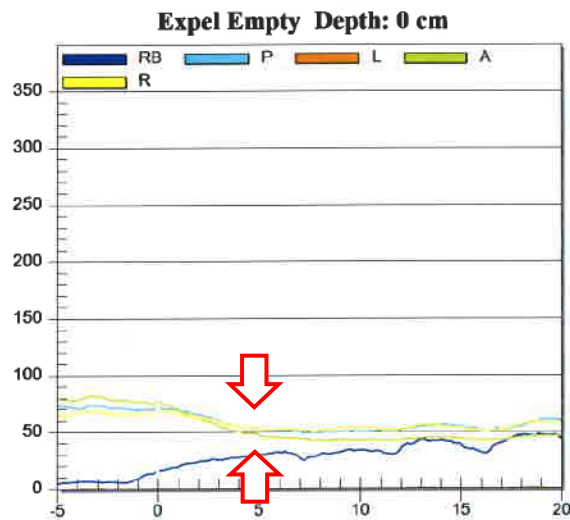
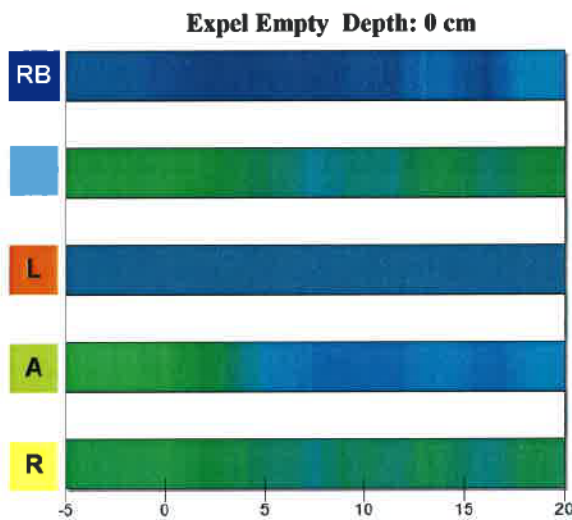
Rectal Pressure (Gradient) (mmHg) 55
Anal Pressure (Gradient) (mmHg) 29
Anorectal Gradient (mmHg) 26

Expel Full

Rectal Pressure (Gradient) (mmHg) 47
Anal Pressure (Gradient) (mmHg) 27
Anorectal Gradient (mmHg) 20

Exhale

Anal mean (mmHg) 36
Anal max (mmHg) 79



In these graphs the rectal pressure (RB dark blue) is increasing as the anal pressures (P, L, A, R blue, orange, green, yellow) decrease.

Reference Normal Values

Test		Male	Female < 50 years	Female ≥ 50 Years
Expel Empty	Adjusted Rectal	45 – 80 mmHg	22 – 49 mmHg	40 – 71 mmHg
	Anal	55 – 86 mmHg	56 – 81 mmHg	52 – 76 mmHg

Relevant mcompass® Biofeedback Therapy Exercise

EXPEL FULL EXERCISE

This exercise is to help the patient visualize muscle contractions associated with defecation and improve muscle strength and coordination and abnormalities.

mcompass® DIAGNOSTIC ANORECTAL MANOMETRY

EXPEL FULL TEST

Clinical Significance

This test assesses the rectal and anal sphincter pressure changes during an attempted defecation and their coordination with abdominal muscle contraction. The contraction of the EAS is usually associated with contraction of the puborectalis.

When performed with the rectal balloon full beyond the point of *sensation*, the IAS will experience relaxation due to RAIR, and the patient should be able to relax the EAS.

Considerations

- Is there an increase in rectal pressure and a coordinated decrease in anal sphincter pressure?
- The inability to perform this coordinated maneuver may lead to functional obstruction to the passage of stool and is termed *dyssynergic defecation*. This may result in Constipation.

Report References

Summary:

Resting

Anal mean (mmHg) 11
Anal max (mmHg) 14

Squeeze

Anal mean (mmHg) 121
Anal max (mmHg) 145
Squeeze Duration (sec) 20

Sensation

Rectal Capacity (cc) 110
RAIR (%) See graph
RB Volume at RAIR Threshold (cc) See graph

Expel Empty

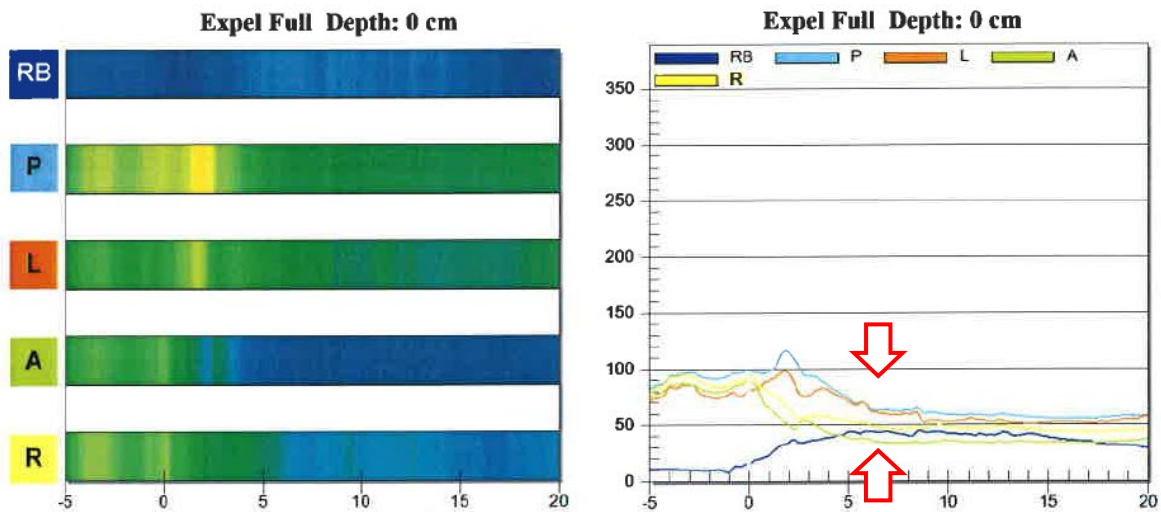
Rectal Pressure (Gradient) (mmHg) 55
Anal Pressure (Gradient) (mmHg) 29
Anorectal Gradient (mmHg) 26

Expel Full

Rectal Pressure (Gradient) (mmHg) 47
Anal Pressure (Gradient) (mmHg) 27
Anorectal Gradient (mmHg) 20

Exhale

Anal mean (mmHg) 36
Anal max (mmHg) 79



In these graphs the rectal pressure (RB dark blue) is increasing as the anal pressures (P, L, A, R - light blue, orange, green, yellow) decrease.

Reference Normal Values

Test		Male	Female < 50 years	Female ≥ 50 Years
Expel Full	Adjusted Rectal	39 – 75 mmHg	22 – 49 mmHg	40 – 83 mmHg
	Anal	51 – 81 mmHg	47 -75 mmHg	45 – 70 mmHg

Relevant mcompass® Biofeedback Therapy Exercise

EXPEL FULL EXERCISE

This exercise is to help the patient visualize muscle contractions associated with defecation and improve muscle strength and coordination and abnormalities.

mcompass® DIAGNOSTIC ANORECTAL MANOMETRY

SENSATION TEST

Clinical Significance

This test assesses sensory thresholds in response to rectal balloon distension. Graphical representations of Recto Anal Inhibitory Reflex (RAIR) may be evident during this test.

When the rectal balloon is filled to the point of adequate sensation, the IAS will experience relaxation due to RAIR, and the patient should be able to relax the EAS.

Patient is to indicate rectal balloon fill volumes at which they feel:

- 1) Sensation - first feel balloon,
- 2) Desire – feel a need to use the restroom,
- 3) Urgency - urgent need to use the restroom,
- 4) Pain - the patient is experiencing discomfort (Note: achieving the Pain level is rarely necessary).

Considerations

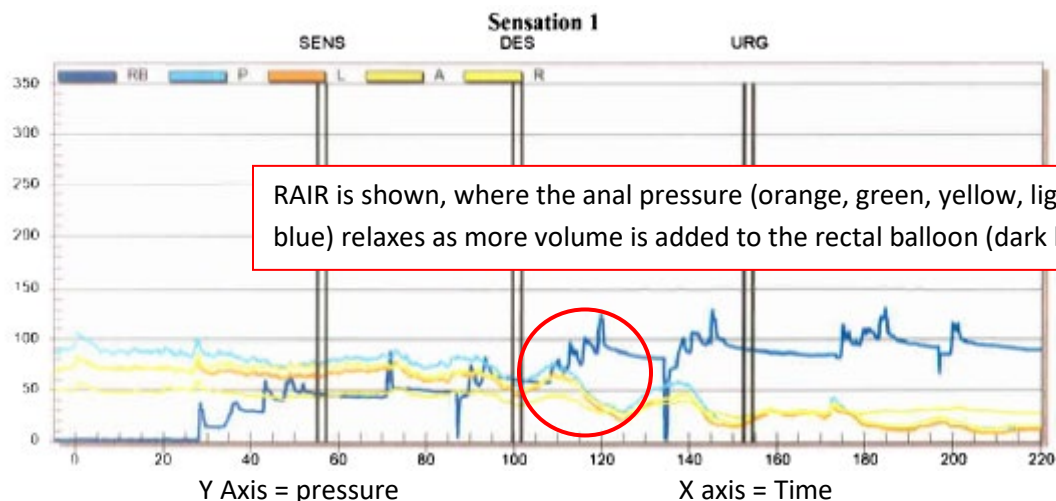
- At what pressure does the patient first feel sensation?
 - Are there regular, and increasing, volume intervals between each sensation level?
 - Can the presence of Recto Anal Inhibitory Reflex (RAIR) be derived from the graphs?
 - Is the patient able to experience the first three sensation levels (Sensation, Desire & Urgency) before reaching the maximum balloon fill volume of 180cc?
- Sensing very low rectal pressures, and/or very small/quick volume intervals between sensations, may be indicative of Incontinence due to Hypersensitivity.
- Sensing very high rectal pressures, and/or very large/slow volume intervals between sensations, may be indicative of Incontinence due to Hyposensitivity.

Report References

Sensation				
Maneuver #	1			
Catheter Depth (cm)	0			
Rectal Capacity (cc)	150			
RAIR (%)	present, 32			
RB Volume at RAIR Threshold (cc)	90			
Type	SENS	DES	URG	PAIN
P Max (mmHg)	27	22	28	34
L Max (mmHg)	40	42	46	48
A Max (mmHg)	39	28	32	27
R Max (mmHg)	27	31	40	43
P Mean (mmHg)	25	20	27	31
L Mean (mmHg)	39	37	44	46
A Mean (mmHg)	37	27	32	25
R Mean (mmHg)	26	30	39	41
Anal Max (mmHg)	33	30	36	38
Anal Mean (mmHg)	32	29	35	36
RB Volume (cc)	50	90	110	150
RB Diameter (mm)	48	57	61	68
RB Mean Pressure (mmHg)	9	14	22	34

The highlighted portion of the sensation numerical data provides the specific volumes of each sensation recorded during the test (sensation, desire, urgency, and pain). From this information one can determine when the patient first senses the balloon as well as the volume intervals between sensations.

Summary:			
Resting			
Anal mean (mmHg)	11	Expel Empty	
Anal max (mmHg)	14	Rectal Pressure (Gradient) (mmHg)	55
Squeeze			
Anal mean (mmHg)	121	Anal Pressure (Gradient) (mmHg)	29
Anal max (mmHg)	145	Anorectal Gradient (mmHg)	26
Squeeze Duration (sec)	20	Expel Full	
Sensation			
Rectal Capacity (cc)	110	Rectal Pressure (Gradient) (mmHg)	47
RAIR (%)	See graph	Anal Pressure (Gradient) (mmHg)	27
RB Volume at RAIR Threshold (cc)	See graph	Anorectal Gradient (mmHg)	20
Exhale			
		Anal mean (mmHg)	36
		Anal max (mmHg)	79



Reference Normal Values

Test	Male	Female < 50 years	Female ≥ 50 Years
Sensation			
First Sensation	30 – 58 ml (cc)	30 – 60 ml (cc)	30 – 60 ml (cc)
Desire to Defecate	60 – 100 ml (cc)	60 – 108 ml (cc)	60 – 93 ml (cc)
Urgency	100 – 170 ml (cc)	100 – 160 ml (cc)	88 – 153 ml (cc)
Pain	130 – 180 ml (cc)	110 – 170 ml (cc)	100 – 155 ml (cc)

Relevant mcompass® Biofeedback Therapy Exercise

SENSORY EXERCISE – For Hyposensitivity

This exercise is to help the patient lower the sensory threshold for stool in the rectum to a more normal level.

URGE RESISTANCE EXERCISE – For Hypersensitivity

This exercise is to help the patient increase their tolerance of larger volumes of stool in the rectum, converting strong urges into normal urges.

mcompass® DIAGNOSTIC ANORECTAL MANOMETRY

EXHALE (COUGH) TEST

Clinical Significance

This test is to determine the integrity of the local reflex arc responsible for maintaining continence during an abrupt increase of intra-abdominal pressure.

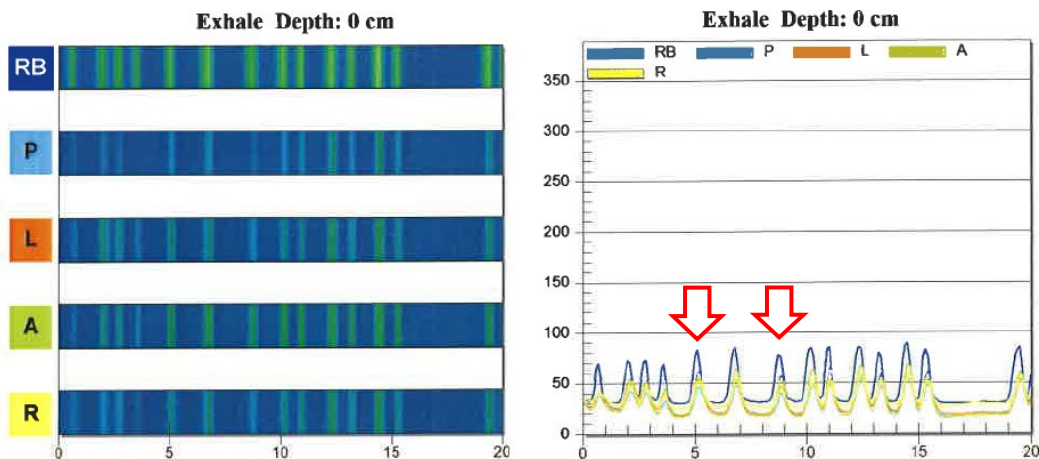
Normally, a cough (or sudden strong exhale) creates a sudden intra-abdominal pressure increase.

Considerations

- Are there increases in anal balloon pressures during the rectal balloon pressure spikes?
 - Are these coordinated?
- A lack of coordinated anal pressure increase during cough may result in Incontinence.

Report References

Summary:			
Resting		Expel Empty	
Anal mean (mmHg)	11	Rectal Pressure (Gradient) (mmHg)	55
Anal max (mmHg)	14	Anal Pressure (Gradient) (mmHg)	29
Squeeze		Anorectal Gradient (mmHg)	
Anal mean (mmHg)	121	26	
Anal max (mmHg)	145	Expel Full	
Squeeze Duration (sec)	20	Rectal Pressure (Gradient) (mmHg)	47
Sensation		Anal Pressure (Gradient) (mmHg)	27
Rectal Capacity (cc)	110	Anorectal Gradient (mmHg)	20
RAIR (%)	See graph	Exhale	
RB Volume at RAIR Threshold (cc)	See graph	Anal mean (mmHg)	36
		Anal max (mmHg)	79



Each of these spikes shows an increase in the anal balloon pressures (P,L,A,R) during the simulated patients coughs. (RB)

Reference Normal Values

There are no reference Normal Values related to the Exhale (Cough) Test.

Relevant mcompass® Biofeedback Therapy Exercise

STRENGTH EXERCISE

This exercise is to help the patient increase pelvic floor strength and duration of squeeze in the anal sphincter.

Table of Reference Normal Values

Test		Male	Female < 50 years	Female ≥ 50 Years
Resting	Anal	64 – 88 mmHg	58 – 90 mmHg	44 – 59 mmHg
Squeeze	Anal	174 mmHg & Higher	123 mmHg & Higher	99 mmHg & Higher
Expel Empty	Adjusted Rectal	45 – 80 mmHg	22 – 49 mmHg	40 – 71 mmHg
	Anal	55 – 86 mmHg	56 – 81 mmHg	52 – 76 mmHg
Expel Full	Adjusted Rectal	39 – 75 mmHg	22 – 49 mmHg	40 – 83 mmHg
	Anal	51 – 81 mmHg	47 -75 mmHg	45 – 70 mmHg
Sensation				
	First Sensation	30 – 58 ml (cc)	30 – 60 ml (cc)	30 – 60 ml (cc)
	Desire to Defecate	60 – 100 ml (cc)	60 – 108 ml (cc)	60 – 93 ml (cc)
	Urgency	100 – 170 ml (cc)	100 – 160 ml (cc)	88 – 153 ml (cc)
	Pain	130 – 180 ml (cc)	110 – 170 ml (cc)	100 – 155 ml (cc)

Values derived from:

A multicenter study of anorectal pressures and rectal sensation measured with portable manometry in healthy women and men.

Sharma M, Lowry AC, Rao SS, Bharucha AE, Whitehead WE, et al.

Neurogastroenterology & Motility. 2021;00:e14067

<https://doi.org/10.1111/nmo.14067>

PELVIC FLOOR RETRAINING

4 training exercises may be performed with the **mcompass® Manometric Biofeedback System**:

- **Strength**
- **Urge Resistance**
- **Sensation**
- **Expel Full**

After performing the Anorectal Manometry (ARM) tests, the referring physician should have provided the diagnosis and perhaps also the desired therapy path.

Clinical findings from ARM tests that may lead to each exercise being beneficial to a patient:

IF INDICATION IS		Chronic Constipation / Dyssynergia	Incontinence - Weak Sphincter	Incontinence - Hyposensitivity	Incontinence - Hypersensitivity
		<ul style="list-style-type: none"> • Expel full/expel empty tests showed paradoxical muscle contraction during defecation. <li style="text-align: center;"><u>or</u> • Weak rectal squeeze pressure during defecation. 	<ul style="list-style-type: none"> • Pressure values from anal squeeze test and resting test are below normal values. <li style="text-align: center;"><u>or</u> • Anal squeeze duration is shorter than acceptable. 	<ul style="list-style-type: none"> • Rectal balloon volumes from sensation test are significantly <u>above</u> normal values. 	<ul style="list-style-type: none"> • Rectal balloon volumes from sensation test are significantly <u>below</u> normal values.
		↓	↓	↓	↓
EXERCISE TO PERFORM		Expel Full Exercise	Strength Exercise	Sensory Exercise	Urge Resistance Exercise
		To help the patient visualize muscle contractions associated with defecation and improve muscle strength and coordination abnormalities.	To help the patient increase pelvic floor strength and duration of squeeze in anal sphincter.	To help the patient lower the sensory threshold for stool in the rectum to a more normal level.	To help the patient increase their tolerance of larger volumes of stool in the rectum, converting strong urges into normal urges.
GOALS		<ul style="list-style-type: none"> • Rectal pressure > anal pressure (positive gradient) • Rectal pressure increase from baseline • Anal pressure decrease from baseline (resting) 	<ul style="list-style-type: none"> • > 100 mmHg max squeeze pressure • > 50 mmHg for 10 second duration of squeeze pressure • > 40 mmHg for resting pressure 	< 20 cc volume sensory threshold	> 120 cc volume strong urge threshold

Please note that this is a general guidance based on typical factors. Medical practitioners are expected to use their own best judgment.